

Notts County Sailing Club Stanier Saturday H'cap Series 2025 Race Instructions

Course

Set a medium size simple course. Display using course board on committee boat. Suggested courses are in the Race officer manual.






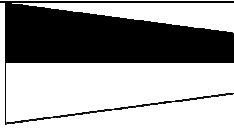


Times

Race 1. Scheduled for **14.15**.

Race 2, Start after everyone has finished Race 1 (Back to back with Race 1).

Start & Flag Sequence

All flag signals accompanied by one sound signal.

Time	Flags UP	Flag Image	Flags DOWN	Start
-6 min	Adult handicap warning (H)			
-3 min	Junior warning (6) Preparatory flag (P)	 		
0 min	Windsurfer warning (R)			Adult handicap
+3 min				Junior
+6 min			 	Windsurfer

Entries

Entrants are required to sign on legibly for the race using the sheet (see below) posted by the race team on the desk outside the Race Office.

Please record all sail numbers of boats racing on the race results sheet used (see below).

Juniors may sign on and start with the appropriate Handicap fleet if they wish. In this case they will sail the full race duration as the rest of that fleet. If there is only one entry for the Junior race they may start and count their result in the series. Please ensure Juniors include date of birth on the signing-on amendment sheet.

Individual recall

If those over the line can be identified, X flag up with one extra sound signal. Lower X flag when recalled boats have returned and re-crossed the start line, or after 2 minutes.

Notts County Sailing Club Stanier Saturday H'cap Series 2025 Race Instructions

General recall

If too many are over the line to identify them, put general recall flag up with two sound signals. If the Adult handicap or Junior fleets are subjected to a General Recall they will start 3 minutes after the Windsurfer fleet. Re-hoist the Adult handicap flag 6 minutes before their new start time. Rehoist the Junior flag soon after the recall signal. The start of the Windsurfer fleet is the 3 minute signal for the recalled fleet. If the Windsurfer fleet is recalled keep the class flag up and put the preparatory signal flag up 3 minutes after the recalled start.

During the race

Record each boat through the gate on each lap

Race Duration:

Adult handicap	-	40-45 minutes
Junior handicap	-	35 -45 minutes.
Windsurfers	-	30 – 35 minutes

Boats or boards that are judged to require excessive time to complete the course and are clearly going to be well down in the results may be finished by a power boat on the water flying flag W. The competitors who are hailed from the power boat can accept the back marker places, ie last, next to last etc if there are several of them. This procedure is designed to assist Novice sailors.

Finish - Shorten Course

If boats have not completed the number of laps displayed on the course board, shorten the course by raising the shorten course flag (S) when the first boat you want to finish is approaching the finish line accompanied by two sound signals.

Every boat which crosses the finish line is a finisher. Give each finishing boat a short hoot on the horn.

Record the number of laps and the finishing time of each boat.

Time Limit

The finish line is open for 30 minutes after the **first finishers** from **all 3** fleets have finished. (IE from the last of the Adult handicap, Junior and Windsurfer leader's finish times).

Windsurfers, Fast, Slow and Junior Boats not finishing within that time period are scored DNF.

Results

Please add the elapsed times to the race sheets (ie subtract 3 and 6 minutes from the Junior & Windsurfer recorded finish times respectively). Signing on and result sheets showing recorded and elapsed times against sail numbers should be photographed and sent by email to the series Results Coordinator phild99@yahoo.co.uk. Contact details posted on the notice board inside the Race Office. The Coordinator will calculate handicap positions and publish the race results. The Race Officer should store the original sheets in the Stanier Results box file in the Race Office.

Notts County Sailing Club Stanier Saturday H'cap Series 2025 Race Instructions

Race Sheet - please photograph & send to philld99@yahoo.co.uk . File originals in Box file in the Race Office

Date		Series & Race number (ie 1 or 2)				Enter position each lap						Start Time
Class	Sail no.	Helm <i>(if known)</i>	Crew <i>(if amended)</i>	1	2	3	4	5	6	Finish time		

Race Officer:..... Date.....

Notts County Sailing Club Stanier Saturday H'cap Series 2025 Race Instructions

Alternative RYA method for recording results in handicap races.

One of the most difficult tasks on the committee boat is to time and record the finishers. Unlike the start, you do not get a second chance if anything goes wrong. Many teams record the boats as they go through the line on their first lap, then tick them off on subsequent laps and then add times against them as they finish. The problem is with this method is that on the final lap boats are not in the same order as they were on the first lap, so the recorder has to find each boat on the recording sheet and then add the time. This works fine for a small fleet or class races but does not work well in large handicap fleets because it takes too long to find the boat on the list.

The suggested method is to record each boat in order as they come through the line on lap 1, then when the leading boat begins their second lap, begin a new column and to write boats down in order. If there are some boats still completing lap 1 when the first boats complete lap 2, they still go in lap 2 column.

Date _____ Race number: _____ Start time: _____

Lap 1 Sail No.	Lap 1 Time <i>Optional</i>	Lap 2 Sail No.	Lap Time <i>Optional</i>	Lap 3 Sail No.	Lap Time <i>Optional</i>
1289		1477		1477	
1477		1289		1663	
1663		2044		1289	
2226		1663		2226	
		2226		2044	

When the finishing sequence starts, begin a new column, or even better a new sheet, and write down the boats in the order they come through the line and their finish time. If they are too close together to get all times, write down the boat numbers and just get as many times as you can, especially the first and last of a bunch. The missing times can be extracted later from the 'Log' on the Race Timer, or interpolated.

Date: _____ Race number: _____ Start time: _____

Finish Sail No.	Finish Time	No. Laps	Finish Sail No.	Finish Time	No. Laps
2044	48.15				
1477	50.51				
1663	50.57				
2226					
1289	50.59				

You can check the number of laps by referring back to the lap recording chart. In this example 2044 did one less lap than the other four boats.

The time for 2226 was missed but can be estimated and inserted as 50.58. Or, if less straightforward, each push of the Finish button on the timer stores the time, and these can be seen after the race by pushing the Log button. The last race appears first, and subsequent pushes bring up previous races. Use the '+' '-' buttons to scroll through the times recorded, and as long as the boat finishing order is known and each boat is given a horn, then the times can be correlated to the boats.

This lap recording method is much easier for handicap races and when there are a lot of boats. It also works well when there are class races too. The boats can be sorted into fleets after the race has finished.

Notts County Sailing Club Stanier Saturday H'cap Series 2025 Race Instructions

Lap 4 Sail No.	Lap Time <i>Optional</i>	Lap 5 Sail No.	Lap Time <i>Optional</i>	Finish Sail number	Finish Time	No. Laps sailed

Retired: _____ OCS: _____
 BFD: _____

Notts County Sailing Club Stanier Saturday H'cap Series 2025 Race Instructions

FINISH FORM

Use separate forms for each start to show correct start time

Date

Class/fleet

Time of start

Race area

Time of first boat

Time of last boat

Order	Boat No.	Finish time	No. Laps	Order	Boat No.	Finish time	No. Laps
1				26			
2				27			
3				28			
4				29			
5				30			
6				31			
7				32			
8				33			
9				34			
10				35			
11				36			
12				37			
13				38			
14				39			
15				40			
16				41			
17				42			
18				43			
19				44			
20				45			
21				46			
22				47			
23				48			
24				49			
25				50			